



Flex Supply Chain Presentation

Stephan Krainer

Supply Chain & Operational Excellence

Flex Supply Chain at a Glance



>1,000
global customers



33,000
active suppliers



578,000+
unique items handled



\$23 billion
spend per year



100+
locations



4 million+
unique purchase orders



\$3.6 billion
total inventory on hand



~10,000 (~600 in GPSC)
supply chain/procurement experts



1.2 million
active components

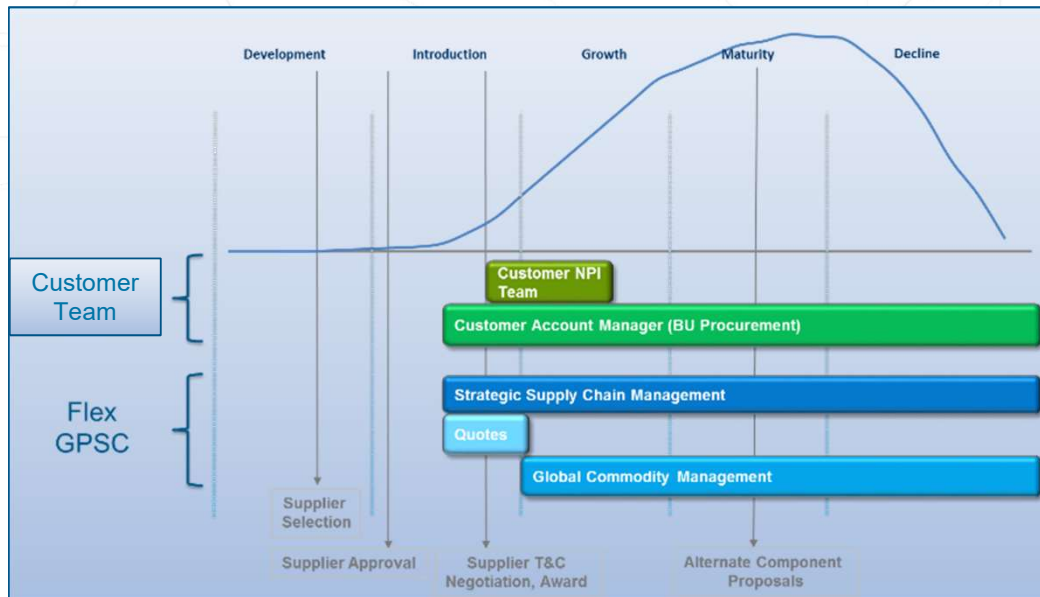


30
countries

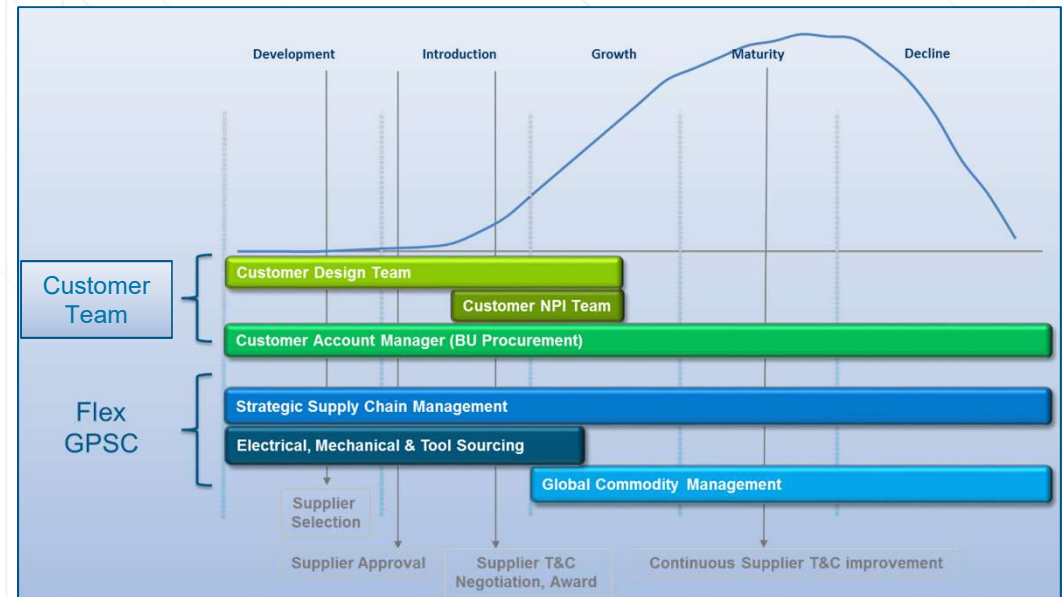
Access to leading technology, product roadmaps, and industry trends

Engagement starting from the sketch

Traditional EMS



Sketch 2 Scale



Supply Chain Optimization



Bill Of Material Analysis

Leadtime
Multisourcing
Location
Maturity
Alignment
Cost



Alternate Source & Localization

Identify localization opportunities through leveraging alternative materials and suppliers



Vertical Integration Review

Component Service
Plastic Injection
Sheet metal fabrication
Tool Shop
Printed Circuit Board
Power Supplies



Value Engineering Service

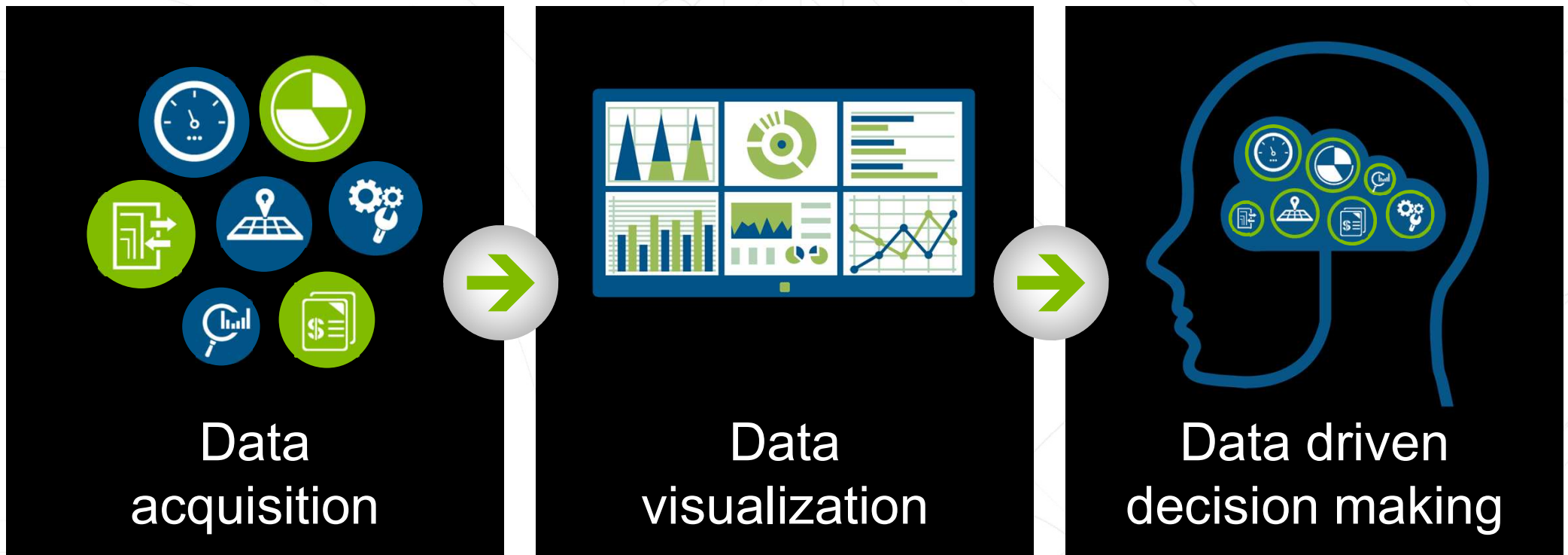
Design changes to allow alternative sources and reduce total cost of ownership



Continuous Supply Chain Service

Cost review cadence
Active supply chain monitoring and risk management.
End of life service.

The Real Time digital **Supply Chain Revolution**



Flex Pulse **Ecosystem**



Information

free
real time
single source



Visualization

identification
prioritization



Mobility

anyone
anywhere
anytime



Multi-enterprise Architecture

collaboration
E2E supply chain visibility

Flex Pulse Center

